



Fil-Trek



VC SERIES

Multi-Round
Carbon Canister
ASME Design



Chemicals



Oil/Gas



Air/Gas



Coolants

VC SERIES ASME Carbon Canister Housings

- Vertical oil filter ASME "U" & "UM" code housings.
- Vessels designed to ASME Section VIII Division 1.
- Used for Amine, Glycol, Lube Oil and Waste Water Purification.
- Accepts multiple CC series oil filters.
- Multiple stacks available.
- 150psig (10.3bar) @ 250°F(121.1°C) standard design pressure.
- Design pressure up to 1440psig available.
- Design Temperature up to 300°F available.
- Vessels available in carbon or stainless steel 304 or 316.
- Standard vessel is carbon steel with external paint.
- Housing accepts industry standard pleated or depth type cartridges.
- Swing bolt closure allows for quick element change out.
- For drawings, flow charts, custom applications and filter cartridge information please visit www.fil-trek.com

FIL-TREK CORPORATION

ONTARIO

70 Fleming Drive
Cambridge, ON
N1T 2B1
PH: (519) 623-7448
FX: (519) 623-8807

ALBERTA

7476 49th Avenue
Red Deer, AB
T4P 1M2
PH: (403) 346-6476
FX: (403) 346-5152

EMAIL: info@fil-trek.com
WEBSITE: www.fil-trek.com

VC SERIES

Multi-Round
Carbon Canister
ASME Design

Housing Specifications:

Inlet/Outlet
2" Flange

Dirty Drain
2" NPT

Clean Drain
2" NPT

Vent
1" NPT

Gauges
1" NPT

Certifications:

-U
-UM
-CE
-NB
-CRN

FIL-TREK CORPORATION

ONTARIO

70 Fleming Drive
Cambridge, ON
N1T 2B1

PH: (519) 623-7448
FX: (519) 623-8807

ALBERTA

7476 49th Avenue
Red Deer. AB
T4P 1M2

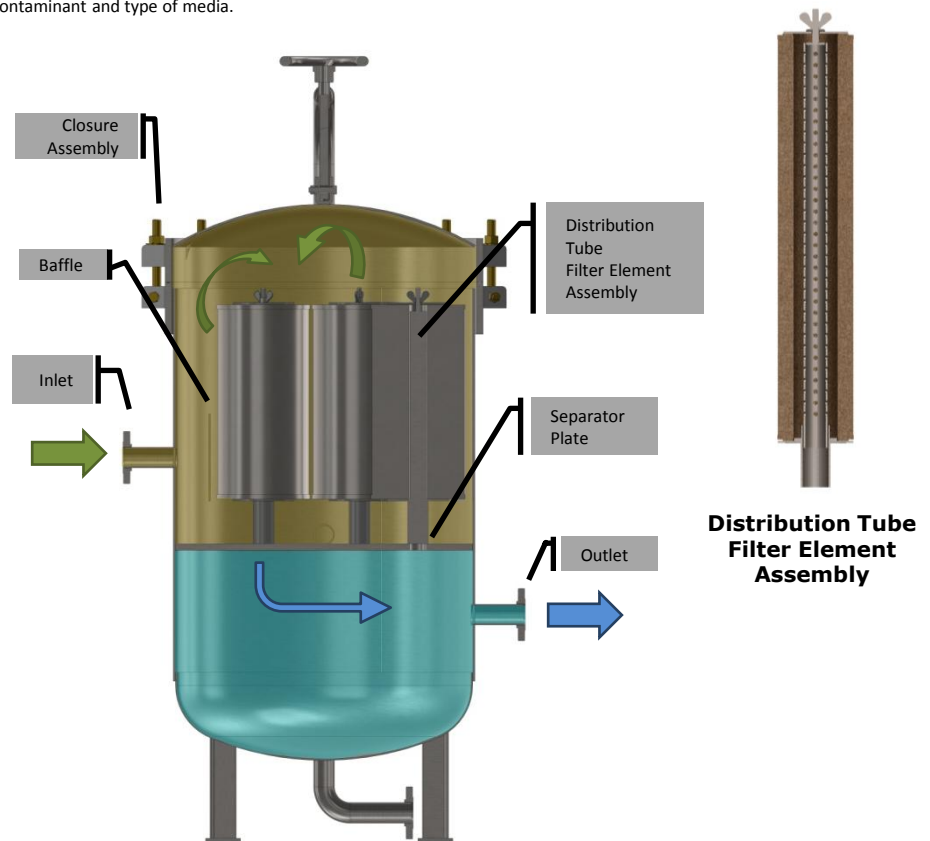
PH: (403) 346-6476
FX: (403) 346-5152

EMAIL: info@fil-trek.com
WEBSITE: www.fil-trek.com

MECHANICAL SPECIFICATIONS

MODEL	FLOW RATE (GPM)	NUMBER OF FILTERS	MAN INLET/OUTLET SIZE
VC12-1-22-2F	1.5	1	2
VC24-2-22-2F	3	2	2
VC28-4-22-2F	6	4	2
VC34-5-22-2F	7	5	2
VC36-7-22-2F	10	7	2
VC42-8-22-2F	11	8	2
VC48-11-22-2F	15	11	2
VC54-15-22-2F	20	15	2
VC60-19-22-2F	25	19	2
VC66-23-22-2F	31	23	2
VC24-2-44-2F	6	4	2
VC28-4-44-2F	12	8	2
VC34-5-44-2F	14	10	2
VC36-7-44-2F	20	14	2
VC42-8-44-2F	22	16	2
VC48-11-44-2F	30	22	2
VC54-15-44-2F	40	30	2
VC60-19-44-2F	51	38	2
VC66-23-44-2F	62	46	2

Flow rates is recommended at 1.5gpm/22". Actual Flow rate is dependent on fluid viscosity, cartridge micron rating, contaminant and type of media.



MATERIAL OF CONSTRUCTION	MAX OPERATING PRESSURE(PSI @ 250°F)	MAX DESIGN TEMPERATURE
Carbon Steel	150 psi (10.3bar)	500°F (260°C)
Carbon Steel	300psi (20.7bar)	500°F (260°C)
304 Stainless Steel	150 psi (10.3bar)	300°F (150°C)
304 Stainless Steel	300psi (20.7bar)	300°F (150°C)
316 Stainless Steel	150 psi (10.3bar)	400°F (204°C)
316 Stainless Steel	300psi (20.7bar)	400°F (204°C)

*For more options contact factory.

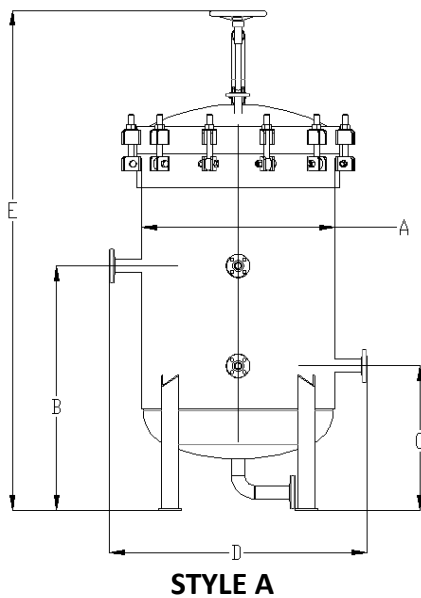
ORDERING INFORMATION

VC SERIES

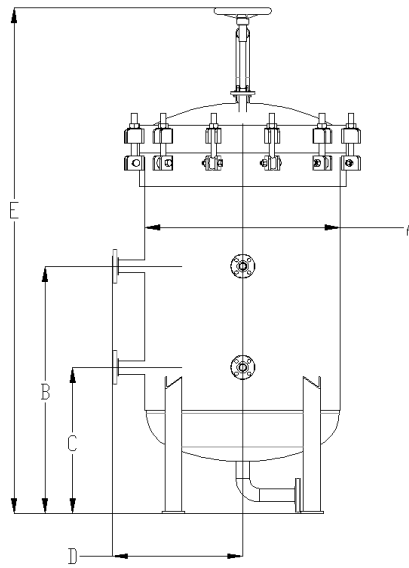
Multi-Round
Carbon Canister
ASME Design

MODEL	FLOW RATE (GPM)	SHIPPING WEIGHT (LBS)	A (OD)	B (FLOOR TO INLET)	C (FLOOR TO OUTLET)	D (FACE TO FACE)	E (O/A HEIGHT)
VC12-1-22-2F	1.5	425	20	33	22	30	84
VC24-2-22-2F	3	510	24	35	22	35	86
VC28-4-22-2F	6	550	28	36	22	40	88
VC34-5-22-2F	7	730	34	44	24	46	90
VC36-7-22-2F	10	830	36	46	28	48	92
VC42-8-22-2F	11	960	42	54	35	58	94
VC48-11-22-2F	15	1160	48	54	35	58	96
VC54-15-22-2F	20	1318	54	57	36	75	98
VC60-19-22-2F	25	7660	60	60	38	38	100
VC66-23-22-2F	31	8650	66	66	40	44	102
VC24-2-44-2F	6	680	24	35	22	35	108
VC28-4-44-2F	12	1019	28	36	22	40	110
VC34-5-44-2F	14	1380	34	44	24	46	112
VC36-7-44-2F	20	1575	36	46	28	48	114
VC42-8-44-2F	22	1820	42	54	35	58	116
VC48-11-44-2F	30	2300	48	54	35	58	118
VC54-15-44-2F	40	2700	54	57	36	75	120
VC60-19-44-2F	51	8900	60	60	38	38	122
VC66-23-44-2F	62	10100	66	66	40	44	124

NOTE: Above dimensions are approximate and for Style A. For other options contact factory.



STYLE A



STYLE D

Coverlift Assembly Options

- K1 – Standard Mechanical Davit
- K3 – Hydraulic Davit Side
- K4 – Hydraulic Jack Davit Top

Nozzle Configuration

- A: Side in/Side out
- D: Side in/out Same Side

Gasket Options

- BN – Buna N
- ED – EPDM
- SI – Silicone
- VI – Viton
- TV – Teflon Encapsulated Viton
- TF- Teflon

Accessories

- DP Gauges
- Safety Relief Valves
- Vent Valves
- Drain Valves
- Air Eliminator
- External Element Removal Jib

Other Options

- Stainless Steel bolting
- Passivation
- Electropolished, Inside/Out
- Skid Mounting
- Duplexing
- Epoxy Coated Internals
- Flanged Nozzles
- Inspection Port
- Removable Center Post
- Element Stacking
- Post Weld Heat Treatment
- Corrosion Allowance
- X-Ray

Filter Support

- I2: Distributor Tube
- I3: Removable Threaded Rod

FIL-TREK PRODUCT NOMENCLATURE

MATERIAL	MODEL	DIAMETER OF HOUSING	# OF CARTRIDGES	LENGTH OF CARTRIDGE	SIZE OF INLET/OUTLET	FILTER SUPPORT
(BLANK) - CARBON STEEL	VC	SEE TABLE	SEE TABLE	22 - 22"	SEE TABLE	SEE SIDE BAR FOR DETAILS
S4 - SS304				44 - 44"	(FLANGE)	

S6 - SS316

FIL-TREK CORPORATION

ONTARIO 70 Fleming Drive Cambridge, ON N1T 2B1 PH: (519) 623-7448 FX: (519) 623-8807	ALBERTA 7476 49 th Avenue Red Deer. AB T4P 1M2 PH: (403) 346-6476 FX: (403) 346-5152
--	---

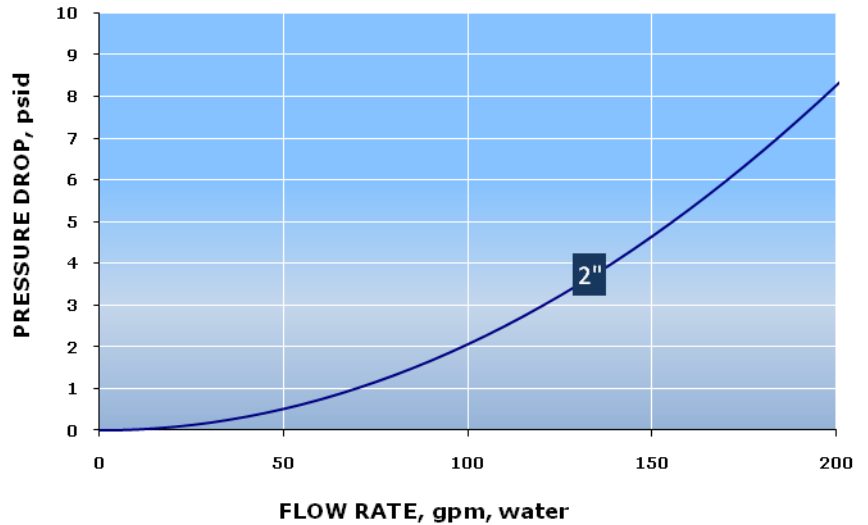
EMAIL: info@fil-trek.com
WEBSITE: www.fil-trek.com

VC SERIES

Multi-Round
Carbon Canister
ASME Design

FLOW CHART

HOUSING PRESSURE DROP vs LIQUID FLOW RATE



AVAILABLE OPTIONS



Housing with Element Removal Jib Crane*

*Headlift Removed for clarity

FIL-TREK CORPORATION

ONTARIO

70 Fleming Drive
Cambridge, ON
N1T 2B1

PH: (519) 623-7448
FX: (519) 623-8807

ALBERTA

7476 49th Avenue
Red Deer, AB
T4P 1M2

PH: (403) 346-6476
FX: (403) 346-5152

EMAIL: info@fil-trek.com
WEBSITE: www.fil-trek.com